

Glenveagh Nature Education Programme

MODULE FACT SHEET FOR TEACHERS

Bog Studies


WHO IS THIS MODULE IDEAL FOR?

- Your students are in 2nd to 6th class.
- Your class are studying bog ecology.
- You would like a broad introduction to Ireland's blanket bog habitat.
- You are planning to visit us in April, May or June.

Note: These are recommendations only - modules are open to all groups.

LEARNING OUTCOMES

- Exploration of the blanket bog of Glenveagh
- Identify some of the flora and fauna of the bog.
- Gain an understanding of how bog is formed and the two main types in Ireland
- Learn about why the bogs are so vital our lives as an ecoservice.
- Discover some of the threats that face the bog and how we are combatting them.
- Encourage a relationship with nature, the outdoors and living things.



Glenveagh Nature Education Programme

MODULE FACT SHEET FOR TEACHERS



Bog Studies

HOW THE EDUCATION TEAM WILL DELIVER THIS PROGRAMME AND WHAT STUDENTS WILL EXPERIENCE:

- Guides will take your students on a guided Nature walk with an aim to explore the bog and discuss what we find (wellies recommended!)
- Questions and challenges will be placed for students to encourage them to think about the bog, the plants and animals that live there.
- Look at a key species, Sphagnum moss, and learn why its so vital for us and bog habitats.
- Discover some minibeasts by having a supervised bug hunt and associated identification using keys and charts.
- Nature based art with a bog theme to reflect and end the day.

WHAT CAN YOU DO BEFORE YOUR VISIT TO GLENVEAGH?

- Have a look at some nature books and try and find what plants and animal use and live in the bog.
- Learn how different the bog is compared to gardens or agricultural land - why can't we use the bog the same way?
- Learn how the bog is formed - this will link well with history.
- Consider what bogs do for us and how a changing climate could endanger that?



Glenveagh Nature Education Programme

MODULE FACT SHEET FOR TEACHERS

Bog Studies

SUGGESTED FOLLOW UP ACTIVITIES TO DO AFTER YOUR VISIT:

- Design your own bog with all the appropriate layers in 3D from recycled materials.
- Create posters of all the different creatures that live in the bog.
- Explore who lived in the bogs in the past, what remains have been preserved by bogs and how pollen records from bogs help us map out the natural history of Ireland.

USEFUL LINKS FOR MORE INFORMATION

- <http://www.irishbogrestorationproject.ie/>
- <http://www.ipcc.ie/>
- <http://www.noticenature.ie/Peatlands.html>

